

T Series Thermal Relay



T-105




T-170

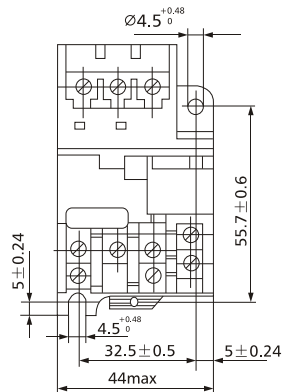
Type	Setting range (A)	For contactor
T-45	0.7~1	B-37 B-45
	0.86~1.3	
	1.1~1.6	
	1.4~2.1	
	1.8~2.5	
	2.2~3.3	
	2.8~4	
	3.2~5.2	
	4.5~6.3	
	5.5~8.3	
	7~10	
	8.6~13	
	11~16	
	14~21	
T-75	18~27	B-45 B-65 B-85
	25~35	
	30~45	
T-85	29~42	B-45 B-65 B-85
	36~52	
	45~63	
T-85	6~10	
	8~14	
	12~20	

Type	Setting range (A)	For contactor
T-85	17~29	B-65 B-85
	25~40	
	35~55	
	45~70	
T-105	60~100	B-105
	27~42	
	36~52	
	45~63	
	57~82	
T-170	70~105	B-170
	80~115	
T-250	90~130	B-250
	110~160	
T-370	100~160	B-370
	160~250	
	250~400	
	310~500	


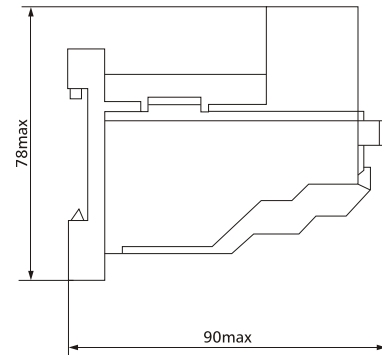
Outline and mounting dimension



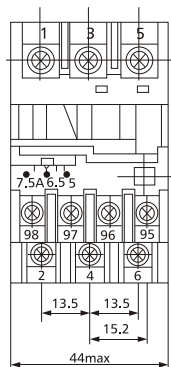
T-250



T-16



T-370



T-25

